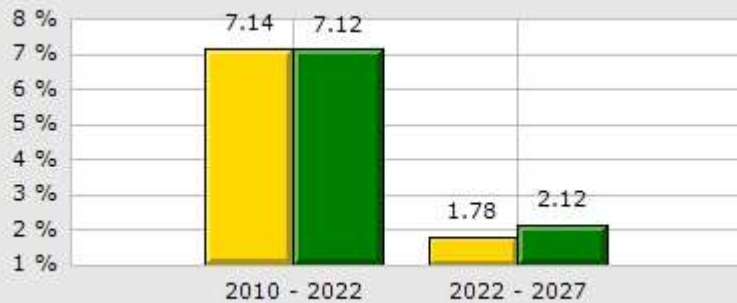


Palm Harbor Professional Center
36310-36472 Us Hwy 19 N, Palm Harbor, FL 34684

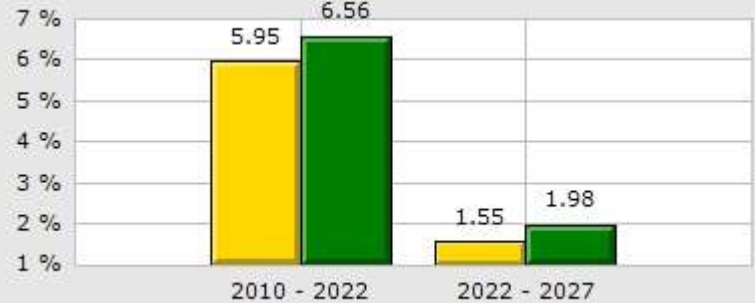
Type: **Class B Office/Medical**
County: **Pinellas**

1 Mile
County

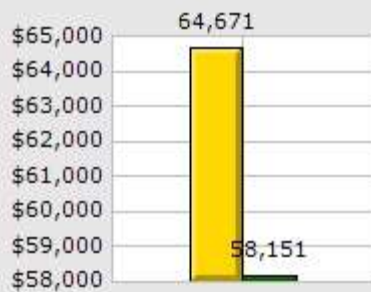
Population Growth



Household Growth



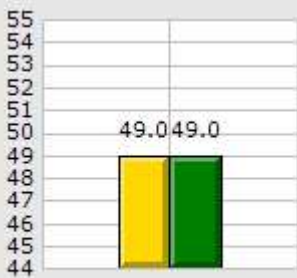
2022 Med Household Inc



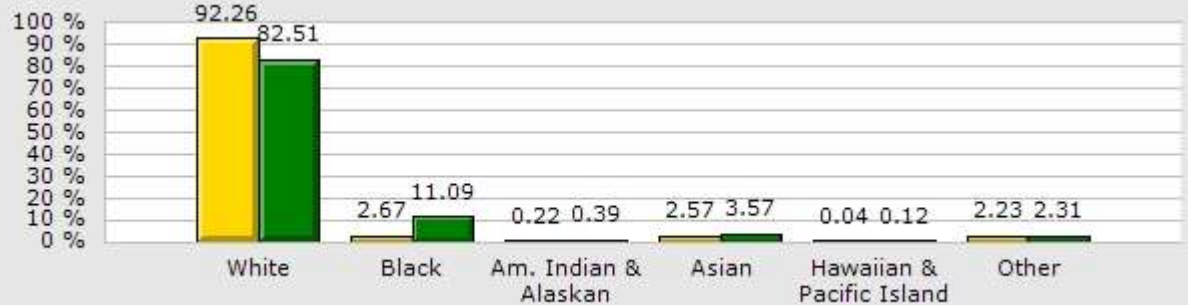
2022 Households by Household Income



2022 Median Age



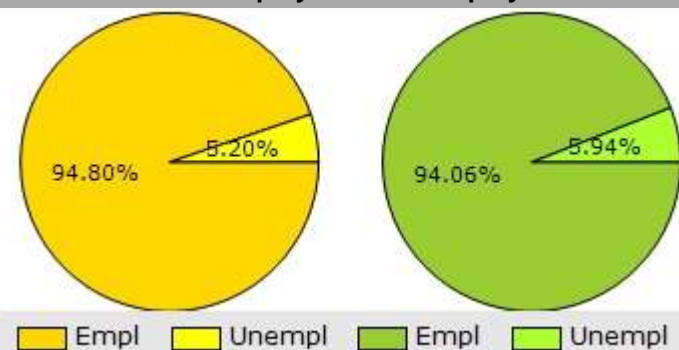
2022 Population by Race



2022 Renter vs. Owner



2022 Employed vs. Unemployed



Demographic Market Comparison Report

1 mile radius

Palm Harbor Professional Center
 36310-36472 Us Hwy 19 N, Palm Harbor, FL 34684

Type: **Class B Office/Medical**
 County: **Pinellas**

	1 Mile		County	
Population Growth				
Growth 2010 - 2022	7.14%		7.12%	
Growth 2022 - 2027	1.78%		2.12%	
Empl	4,598	94.80%	455,504	94.06%
Unempl	252	5.20%	28,750	5.94%
2022 Population by Race				
	9,948		980,636	
White	9,178	92.26%	809,147	82.51%
Black	266	2.67%	108,784	11.09%
Am. Indian & Alaskan	22	0.22%	3,868	0.39%
Asian	256	2.57%	34,992	3.57%
Hawaiian & Pacific Island	4	0.04%	1,172	0.12%
Other	222	2.23%	22,673	2.31%
Household Growth				
Growth 2010 - 2022	5.95%		6.56%	
Growth 2022 - 2027	1.55%		1.98%	
Renter Occupied	1,590	33.70%	145,968	32.91%
Owner Occupied	3,128	66.30%	297,518	67.09%
2022 Households by Household Income				
	4,721		443,486	
Income <\$25K	745	15.78%	84,249	19.00%
Income \$25K - \$50K	1,015	21.50%	106,138	23.93%
Income \$50K - \$75K	951	20.14%	77,656	17.51%
Income \$75K - \$100K	855	18.11%	60,119	13.56%
Income \$100K - \$125K	442	9.36%	37,611	8.48%
Income \$125K - \$150K	251	5.32%	22,974	5.18%
Income \$150K - \$200K	276	5.85%	24,214	5.46%
Income \$200K+	186	3.94%	30,525	6.88%
2022 Med Household Inc	\$64,671		\$58,151	
2022 Median Age	49.00		49.00	

